

Original		Replacement	
RECEIVER	Power Receiver		Power
DVD	DVD	SHIFT + DVD 2	Shift + 2
INPUT SELECT	Input Select	RDS AV INPUT	AV / Input / RDS
MASTER VOLUME	Master	VOL +	Vol +
TV/SAT	TV/SAT	SHIFT + HDMI - SAT 0	Shift + 0
TV/SAT	TV/SAT	SHIFT + TV 1	Shift + 1
VCR	VCR	SHIFT + VIDEO 4	Shift + 4
REMOTE SETUP	Remote Setup	OPT-TOOLS SETUP	Setup / OPT /
MASTER VOLUME	Master Volume-	VOL –	Vol -
TUNER	Tuner	SHIFT + TUNER 6	Shift + 6
FRONT	Front	TITLE SOUND	Sound / Title
DISPLAY	Display	MEDIA DISPLAY	Display / Media
MUTING	Muting	DIMMER MUTE	Mute / Dimmer
SOURCE	Power Source	SHIFT +	Shift + Power
BAND	Room Setup S	SLOW	Play / Slow
CLASS	Room Setup M	STEP-FREEZE	Pause / Step / Freeze
EDIT	Room Setup L	HOLD	Stop / Hold

Original		Replacement	
DISPLAY CH. SELECT	CH Select	LIST SMART	Smart / List
TUNE +	Up/Tune+		Up
TOP MENU CH. LEVEL	CH Level +	CH PAGE +	CH+ / Page+
ST–	Left/ST-		Left
ENTER	Enter	OK	OK
ST+	Right/ST+		Right
CH. LEVEL MENU	CH Level -	CH PAGE –	CH- / Page-
AUDIO	Test Tone	GOTO TEXT	Text / Goto
TUNE –	Down/Tune-		Down
SEARCH DIMMER	Dimmer	TUNE-	<< / Tune-
SEARCH DIMMER	Dimmer	SHIFT + DIMMER MUTE	Shift + Mute / Dimmer
REATT FLAT	Flat	TUNE+	>> / Tune+
MPX QUIET	Quiet	PRESET-	I<< / Preset-
D.ACCESS S.BASS	S. Bass	PRESET+	>>I / Preset+
1 VIRTUAL	1/Virtual	TV 1	1
2 5-D	2/5-D	DVD 2	2
3 GAME	3/Game	CD-STB 3	3



Original	Replacement
4/ Tv Surr	4
5/ Phones Surr	5
6/ Musical	6
7/ Drama	7
8/ Action	8
9/ Stereo	9
0/ Standard	0
+10/ Auto	Guide / EPG / -/--
Enter Down	Shift + Fav / Marker / PC
Midnight	Fav / Marker / PC
STOP VCR	Shift + Stop /
Pause VCR	Shift + Pause / Step /
Play VCR	Shift + Play /
Up VCR	Shift + Up
Left VCR	Shift + Left
Enter VCR	Shift + OK
Right VCR	Shift + Right

Original	Replacement
Down VCR	Shift + Down
<< VCR	Shift + << /
>> VCR	Shift + >> /
I << VCR	Shift + I << / Preset-
>>I VCR	Shift + >>I / Preset+



Original		Replacement		Original		Replacement	
DVD	DVD	SHIFT + DVD 2	Shift + 2	CH LEVEL MENU	Menu	HOME MENU	Menu / Home
TV/SAT	TV/SAT	SHIFT + HDMI - SAT 0	Shift + 0	AUDIO	Audio	LANG I/II AUDIO	Audio / Lang I/II
TV/SAT	TV/SAT	SHIFT + TV 1	Shift + 1	TUNE –	Down		Down
VCR	VCR	SHIFT + VIDEO 4	Shift + 4	SEARCH DIMMER	<<	TUNE-	<< / Tune-
TUNER	Tuner	SHIFT + TUNER 6	Shift + 6	REATT FLAT	>>	TUNE+	>> / Tune+
SOURCE	Power Source		Power	MPX QUIET	I <<	PRESET-	I << / Preset-
BAND S	Stop	HOLD	Stop / Hold	D.ACCESS S.BASS	>>I	PRESET+	>>I / Preset+
CLASS M	Pause	STEP - FREEZE	Pause / Step / Freeze	1 VIRTUAL	1	TV 1	1
EDIT L	Play	SLOW	Play / Slow	2 5-D	2	DVD 2	2
DISPLAY CH. SELECT	Back/CH Select/Display	RETURN BACK	Back / Return	3 GAME	3	CD - STB 3	3
DISPLAY CH. SELECT	Back/CH Select/Display	MEDIA DISPLAY	Display / Media	4 TV SURR.	4	VIDEO 4	4
TUNE +	Up		Up	5 PHONES SURR.	5	TAPE 5	5
TOP MENU CH. LEVEL	Top Menu	TOP MENU D.MENU	D. Menu / Top	6 MUSICAL	6	TUNER 6	6
ST –	Left		Left	7 DRAMA	7	AUX - HDD 7	7
ENTER	Enter	OK	OK	8 ACTION	8	USB 8	8
ENTER	Enter	PC FAV MARKER	Fav / Marker / PC	9 STEREO	9	BLUETOOTH 9	9
ST +	Right		Right	0 STANDARD	0	HDMI - SAT 0	0



Original		Replacement		Original	Replacement
+10 AUTO	+10	GUIDE EPG	Gui de / EPG / -/--		



Original		Replacement		Original		Replacement	
DVD	DVD	SHIFT + DVD 2	Shift + 2	ST+	Right		Right
INPUT SELECT	Input Select	RDS AV INPUT	AV / Input / RDS	CH LEVEL - / MENU	CH Level - / Menu	TOP MENU D.MENU	D. Menu / Top
TV/SAT	TV/SAT	SHIFT + TV 1	Shift + 1	AUDIO	Audio	LANG I/II AUDIO	Audio / Lang I/II
TV/SAT	TV/SAT	SHIFT + HDMI - SAT 0	Shift + 0	TUNE –	Down		Down
VCR	VCR	SHIFT + VIDEO 4	Shift + 4	1 VIRTUAL	1	TV 1	1
TUNER	Tuner	SHIFT + TUNER 6	Shift + 6	2 5-D	2	DVD 2	2
+ CHANNEL	Channel +	+ CH PAGE	CH+ / Page+	3 GAME	3	CD - STB 3	3
+ VOLUME	Volume+	+ VOL	Vol +	4 TV SURR.	4	VIDEO 4	4
CHANNEL –	Channel -	CH PAGE –	CH- / Page-	5 PHONES SURR.	5	TAPE 5	5
VOLUME –	Volume-	VOL –	Vol -	6 MUSICAL	6	TUNER 6	6
SOURCE	Power		Power	7 DRAMA	7	AUX - HDD 7	7
DISPLAY CH. SELECT	Back	RETURN BACK	Back / Return	8 ACTION	8	USB 8	8
TUNE +	Up		Up	9 STEREO	9	BLUETOOTH 9	9
TOP MENU + CH. LEVEL	CH Level +/ Top	HOME MENU	Menu / Home	0 STANDARD	0	HDMI - SAT 0	0
ST –	Left		Left	+10 AUTO	+10	-/-- GUIDE EPG	Guide / EPG / -/--
ENTER	Enter	OK	OK				
ENTER	Enter	PC FAV MARKER	Fav / Marker / PC				



Original		Replacement		Original		Replacement	
DVD	DVD	SHIFT + DVD 2	Shift + 2	ENTER	Enter	OK	OK
MASTER VOLUME +	Master	+ VOL	Vol +	ST+	ST+	PRESET+	>>I / Preset +
TV/SAT	TV/SAT	SHIFT + HDMI - SAT 0	Shift + 0	ST+	ST+		Right
TV/SAT	TV/SAT	SHIFT + TV 1	Shift + 1	CH LEVEL MENU	Menu	HOME MENU	Menu / Home
VCR	VCR	SHIFT + VIDEO 4	Shift + 4	TUNE –	Tune-	TUNE-	<< / Tune-
MASTER VOLUME –	Master Volume-	VOL –	Vol -	TUNE –	Tune-		Down
TUNER	Tuner	SHIFT + TUNER 6	Shift + 6	SEARCH DIMMER	Search	NETFLIX SEARCH	Red / Netflix / Search
DISPLAY	Display	MEDIA DISPLAY	Display / Media	RF ATT FLAT	RF ATT	APP REPEAT	Green / APP / Repeat
MUTING	Muting	DIMMER MUTE	Mute / Dimmer	MPX QUIET	MPX	YouTube REPEAT A-B	Yellow / YouTube / Repeat
SOURCE	Power Source		Power	D. ACCESS S.BASS	D. Access	Prime Video RANDOM	Blue / Prime Video / Random
BAND S	Band	TOP MENU D.MENU	D. Menu / Top	1 VIRTUAL	1	TV 1	1
CLASS M	Class	OPT-TOOLS SETUP	Setup / OPT /	2 5-D	2	DVD 2	2
EDIT L	Edit	GOTO TEXT	Text / Goto	3 GAME	3	CD - STB 3	3
TUNE +	Tune+	TUNE+	>> / Tune+	4 TV SURR.	4	VIDEO 4	4
TUNE +	Tune+		Up	5 PHONES SURR.	5	TAPE 5	5
ST–	ST-	PRESET-	I << / Preset-	6 MUSICAL	6	TUNER 6	6
ST–	ST-		Left	7 DRAMA	7	AUX - HDD 7	7



Original		Replacement	
8 ACTION	8	USB 8	8
9 STEREO	9	BLUETOOTH 9	9
0 STANDARD	0	HDMI - SAT 0	0

Original	Replacement