




















Original	Replacement	Original	Replacement
 Power On	 Power	 2	 2
 Power Off	 Shift + Power	 3	 3
 Mute	 Mute	 4	 4
 Stereo	 Shift + Dual	 5	 5
 Cable/Sat	 Green	 6	 6
 TV	 Blue	 7	 7
 CD	 Yellow	 8	 8
 Menu	 Menu	 9	 9
 Harman Volume	 Smart	 0	 0
 Exit	 Exit	 Clear	 Shift + Exit
 Tone Control	 Back	 Direct	 Guide
 Up	 Up	 Vol+	 Vol +
 Down	 Down	 Vol-	 Vol -
 Right	 Right	 CH/Tuner Up	 Ch +
 Left	 Left	 CH/Tuner Down	 Ch -
 OK	 Ok	 Speaker 1	 Options
 1	 1	 Speaker 2	 Dual





Original	Replacement
 Sleep	 Sleep
 Dim	 TV/R
 P.Scan	 Text
 A.Preset	 AV
 MEM	 Format
 RDS	 Subt
 Prev.CH	 Pre Ch
 I<	 I<<
 <<	 <<
 >>	 >>
 >I	 >>I
 Stop	 Stop
 Play	 Play
 Pause	 Pause
 Phono	 Shift + 1
 FM/AM	 Shift + 2
 USB	 Shift + 3

Original	Replacement
 Bluetooth	 Shift + 4
 vTuner	 Shift + 5
 Network	 Shift + 6
 AUX	 Shift + 7
 Digital	 Shift + 8









Original	Replacement	Original	Replacement
Power On	Power	2	2
Power Off	Shift + Power	3	3
Mute	Mute	4	4
Stereo	Shift + Dual	5	5
Cable/SAT	Green	6	6
TV	Blue	7	7
CD	Yellow	8	8
Menu	Menu	9	9
Harman Volume	Smart	0	0
Exit	Exit	Clear	Shift + Exit
Tone Control	Back	Direct	Guide
Up	Up	Vol+ Stereo	Vol +
Down	Down	Vol- Stereo	Vol -
Right	Right	CH/Tuner Down	Ch +
Left	Left	CH/Tuner Up	Ch -
OK	Ok	Speaker 1	Options
1	1	Speaker 2	Dual





Original		Replacement		Original		Replacement	
	Sleep		Sleep				
	DIM		TV/R				
	P.Scan		Text				
	A.Preset		AV				
	MEM		Format				
	RDS		Subt				
	Prev.CH		Pre Ch				
	I<		I<<				
	<<		<<<				
	>>		>>>				
	>I		>>I				
	Stop		Stop				
	Play		Play				
	Pause		Pause				

