













Original	Rechange	Original	Rechange
 Power	 Power	 Angle	 Smart
 Source	 AV	 Language	 Dual
 Open/Close	 Eject	 Menu	 Menu
 1	 1	 Setup	 Options
 2	 2	 Up / CH +	 Up
 3	 3	 Down / CH -	 Down
 4	 4	 Right	 Right
 5	 5	 Left	 Left
 6	 6	 Enter	 Ok
 7	 7	 Up / CH +	 Ch +
 8	 8	 Down / CH -	 Ch -
 9	 9	 <<	 <<
 0	 0	 >>	 >>
 10+	 Pre Ch	 Play	 Play
 Time/Scan	 Info	 Pause	 Pause
 Title/Image	 Media	 I<<	 I<<
 Subtitle	 Subt	 >>I	 >>I

Original	Rechange	Original	Rechange
 Angle	 Smart	 TV	 DVD
 Language	 Dual	 SAT	 AUX
 Menu	 Menu	 PLAY MODE	 REC MODE
 Setup	 Options	 <<<	 <<<
 Up / CH +	 Up		
 Down / CH -	 Down	 ■	 ■
 Right	 Right	 DISC NAV	 SOUND
 Left	 Left	 AD	 SETTINGS
 Enter	 Ok	 LIST	 DUAL
 Up / CH +	 Ch +	 SUBT	 OPT
 Down / CH -	 Ch -	 PROG	 SEARCH
 <<	 <<	 PICTURE	 ECO
 >>	 >>	 SLEEP	 TV/R
 Play	 Play	 FORMAT	 3D
 Pause	 Pause	 E-MANUAL	 REPEAT
 I<<	 I<<	 ZOOM	 TIMER
 >>I	 >>I	 D.MENU	 TEXT





	Original	Rechange	
	Vol +		Vol +
	Vol -		Vol -
	Mute		Mute
	Zoom		Shift + Eject
	Resume		3D
	Stop		Stop
	Rec		Rec
	Red/Clear		Red
	OSD		List
	Green/Ran		Green
	Yellow/PBC		Yellow
	Blue/Repeat		Blue
	N/P		Sleep
	Slow		D. Menu
	Return		Back
	Prog/EPG		Guide
	V.Mode		Format

	Original	Rechange	
	Step		Text
	A-B/DVB/Radio		TV/R

