

Original	Rechange	Original	Rechange
Standby / On	Power	>>I	>>I / Preset+
Sleep	Sleep / Timer	<<	<< / Tune-
Dimmer	Shift + Mute / Dimmer	Play	Play / Slow
Display	Display / Media	>>	>> / Tune+
Input Sel. CD	3	Stop	Stop / Hold
Input Sel. Tap	5	Muting	Mute / Dimmer
Input Sel. Phon	7	Up	Up
Input Sel. Tune	6	Volume +	Vol +
Input Sel. DVD	2	Left	Left
Input Sel. Video	1	Enter	OK
Input Sel. Video	4	Right	Right
Tuner + / Preset	CH+ / Page+	Volume -	Vol -
SUR Mode	Eject / Surround	Return	Back / Return
Audio Sel	Audio / Lang I/II	Down	Down
Tuner - / Preset	CH- / Page-	Setup	Setup / OPT /
I <<	I << / Preset-	Test Tone	Red / Netflix / Search
Play reverse / Pause	Pause / Step / Freeze	CH Sel	Green / APP / Repeat



Original	Rechange	Original	Rechange
Level -	Yellow / YouTube / Repeat		
Level +	Blue / Prime Video / Random		



Original	Rechange	Original	Rechange
Power DVD	Power	Volume -	Vol -
I <<	I << / Preset-	Return	Back / Return
Play Reverse / Pause	Pause / Step / Freeze	Down	Down
>>I	>>I / Preset+	Setup	Setup / OPT /
<<	<< / Tune-		
Play	Play / Slow		
>>	>> / Tune+		
Disc	Eject / Surround		
Stop	Stop / Hold		
Muting	Mute / Dimmer		
Top Menu	D. Menu / Top		
Up	Up		
Menu	Menu / Home		
Volume +	Vol +		
Left	Left		
Enter	OK		
Right	Right		



Original	Rechange	Original	Rechange
Play reverse / Pause	Pause / Step / Freeze		
<<	<< / Tune-		
Play	Play / Slow		
>>	>> / Tune+		
Stop	Stop / Hold		
Muting	Mute / Dimmer		
Volume +	Vol +		
Left	Left		
Enter	OK		
Right	Right		
Volume -	Vol -		